

COUNTY BLOCK

County Block® Retaining Wall Systems feature a split face finish and offer an ideal solution for planting beds, steps, or multi-level terraces.

Colors

Colors shown may vary from actual hues.

SOLID




GRAY

BLENDED



SILVERTONE



TIMELESS



SWISS MOCHA



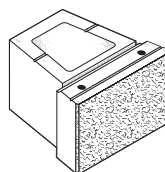
CANYON BROWN

DISCOVER
more about this product

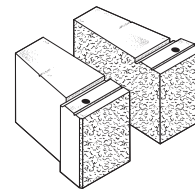


Sizes and Dimensions


Full Unit
(Front finish)
12 x 12 1/2 IN
7 5/8 HEIGHT



Corner
(Front and corner finish)
6 1/4 x 12 IN
7 5/8 HEIGHT



Compatible Caps
on page 100



The color photos shown in this catalog were prepared with careful attention to accuracy. However, colors shown may vary from actual hues and should only be used as a guide. Refer to actual product samples for final color selection. Because concrete units are manufactured with high quality, naturally-mined aggregates and materials, variations in color or shading should be expected in products that are manufactured at different times and in units having different shapes. This color or shading variation is acceptable in the industry.

