

DISCOVER
more about this product



DISCOVER


DISCOVER PAVERS® offer a smooth, sought-after surface texture in traditional sizes. Manufactured as three-piece module, these pavers can be used alone or melded with compatible pavers to create one-of-a-kind installations.



Colors

Colors shown may vary from actual hues.

SOLID



REFLECTION

BLENDED



INTENTION



ENLIGHTEN



TIMELESS



SERENITY



ALLURE



MAJESTIC



EXALT



Sizes and Dimensions

EACH PALLET LAYER INCLUDES ALL SIZES.


4 x 8 IN
2 ³/₄ HEIGHT



8 x 8 IN
2 ³/₄ HEIGHT




8 x 12 IN
2 ³/₄ HEIGHT



The color photos shown in this catalog were prepared with careful attention to accuracy. However, colors shown may vary from actual hues and should only be used as a guide. Refer to actual product samples for final color selection. Because concrete units are manufactured with high quality, naturally-mined aggregates and materials, variations in color or shading should be expected in products that are manufactured at different times and in units having different shapes. This color or shading variation is acceptable in the industry.



Discover Pavers in Majestic,
Elements Paving Stones (4x8) in Vision



Discover Pavers in Majestic,
Elements Paving Stones (4x8) in Vision



Discover Pavers in Majestic,
Elements Paving Stones (4x8) in Vision,
Crest Bullnose Pavers in Vision