

DISCOVER
more about this product



VANTAGE

VANTAGE PAVERS® feature a striking surface texture that evokes subtle sophistication. These traditional-sized pavers are manufactured as three-piece modules and can be used alone or melded with compatible pavers to create one-of-a-kind installations.



Dimensionally
Compatible




Genesis
Face-Mix

Colors

Colors shown may vary from actual hues.

SOLID




REFLECTION

BLENDED



INTENTION



ENLIGHTEN



TIMELESS



ALLURE



MAJESTIC



EXALT



Sizes and Dimensions

EACH PALLET LAYER INCLUDES ALL SIZES.

4 × 8 IN
2 ³/₄ HEIGHT



8 × 8 IN
2 ³/₄ HEIGHT



8 × 12 IN
2 ³/₄ HEIGHT




The color photos shown in this catalog were prepared with careful attention to accuracy. However, colors shown may vary from actual hues and should only be used as a guide. Refer to actual product samples for final color selection. Because concrete units are manufactured with high quality, naturally-mined aggregates and materials, variations in color or shading should be expected in products that are manufactured at different times and in units having different shapes. This color or shading variation is acceptable in the industry.



Grand Discover Pavers in Exalt, Vantage Pavers in Reflection, Discover Pavers in Majestic



Vantage Pavers in Intention



Vantage Pavers in Majestic, Elements Paving Stones (4x8) in Reflection, Crest Bullnose Pavers in Vision