

DISCOVER  
more about this product



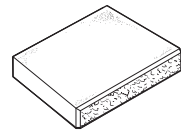
# WALL & PILLAR CAPS

## Splitface Rectangle Cap Double sided

**Colors:** Vision, Timeless, Gray, Silvertone, Graphite, Buff, October Oak, Swiss Mocha, and Canyon Brown

**Compatibility:** Tribute Wall Systems, Winston, Integrity, County Block, Unity, and Summit Stone

**Applications:** Single & Double Walls, and Steps & Treads



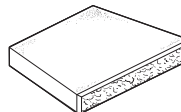
13 <sup>5</sup>/<sub>8</sub> x 18 IN  
3 HEIGHT

## Splitface Trapezoidal Cap Double sided

**Colors:** Vision, Timeless, Gray, Silvertone, Graphite, Buff, October Oak, Swiss Mocha, Canyon Brown, and Hush

**Compatibility:** Tribute Wall Systems, Winston, Integrity, County Block, Unity, and Summit Stone

**Applications:** Single & Double Walls, and Steps & Treads



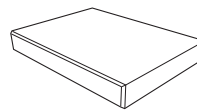
13 <sup>5</sup>/<sub>8</sub> x 18-14 <sup>1</sup>/<sub>4</sub> IN  
3 HEIGHT

## Smooth Rectangle Cap Double sided

**Colors:** Allure, Vision, Majestic, Timeless, Reflection, and Enlighten

**Compatibility:** Tribute Wall Systems, Winston, Integrity, County Block, Unity, Summit Stone

**Applications:** Single & Double Walls, and Steps & Treads



13 <sup>5</sup>/<sub>8</sub> x 18 IN  
3 HEIGHT

## Demi PRESTIGE Coping Pavers

**Colors:** Sea Salt, Quiet Beach & Galaxy

**Compatibility:** Tribute Wall Systems, Winston, Integrity, County Block, Unity, and Summit Stone

**Applications:** Single & Double Walls, Steps & Treads, and pool coping



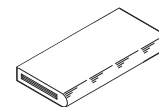
8 x 14  
2 <sup>3</sup>/<sub>4</sub> HEIGHT

## PRESTIGE Coping Pavers

**Colors:** Sea Salt, Quiet Beach & Galaxy

**Compatibility:** Tribute Wall Systems, Winston, Integrity, County Block, Unity, and Summit Stone

**Applications:** Single & Double Walls, Steps & Treads, and pool coping



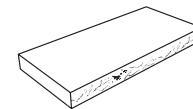
14 x 24  
2 <sup>3</sup>/<sub>4</sub> HEIGHT

## Wetcast Rectangle Cap Smooth top, textured front and back finish

**Colors:** Vision & Reflection

**Compatibility:** Tribute Wall Systems, Winston, Integrity, County Block, Unity, Summit Stone

**Applications:** Single & Double Walls, and Steps & Treads



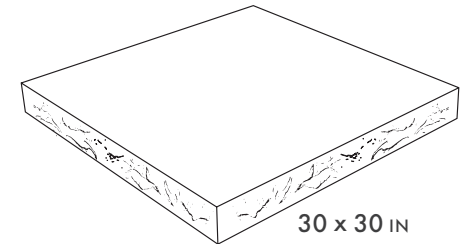
13 <sup>7</sup>/<sub>8</sub> x 29 <sup>3</sup>/<sub>4</sub> IN  
2 <sup>3</sup>/<sub>4</sub> HEIGHT

## Wetcast 30"x30" Column Cap Smooth top, textured four sides

**Colors:** Vision & Reflection

**Compatibility:** Tribute Wall Systems, Unity

**Applications:** Single & Double Walls, Steps & Treads, and Pillars



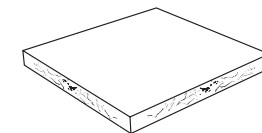
30 x 30 IN  
2 <sup>3</sup>/<sub>4</sub> HEIGHT

## Wetcast 24"x24" Column Caps Smooth top, textured four sides

**Colors:** Vision & Reflection

**Comparability:** Tribute Wall Systems, Summit Stone

**Applications:** Single & Double Walls, Steps & Treads, and Pillars



24 x 24 IN  
2 <sup>3</sup>/<sub>4</sub> HEIGHT

## Grand CREST Bullnose Pavers

**Colors:** Vision, Reflection, Majestic & Timeless

**Comparability:** Tribute Wall Systems, Winston, Integrity, County Block, Unity, Summit Stone

**Applications:** Single & Double Walls, Steps & Treads, and pool coping



8 x 14  
2 <sup>3</sup>/<sub>4</sub> HEIGHT

*The color photos shown in this catalog were prepared with careful attention to accuracy. However, colors shown may vary from actual hues and should only be used as a guide. Refer to actual product samples for final color selection. Because concrete units are manufactured with high quality, naturally-mined aggregates and materials, variations in color or shading should be expected in products that are manufactured at different times and in units having different shapes. This color or shading variation is acceptable in the industry.*

