


WINSTON TRI-SPLIT

Winston® Tri-Split Retaining Wall Systems offer traditional aesthetic and feature a rear lip system, forming a setback design for simplified installations.

Colors

Colors shown may vary from actual hues.

SOLID



GRAY*

BLENDED



SILVERTONE



CANYON BROWN*

DISCOVER
more about this product



The color photos shown in this catalog were prepared with careful attention to accuracy. However, colors shown may vary from actual hues and should only be used as a guide. Refer to actual product samples for final color selection. Because concrete units are manufactured with high quality, naturally-mined aggregates and materials, variations in color or shading should be expected in products that are manufactured at different times and in units having different shapes. This color or shading variation is acceptable in the industry.

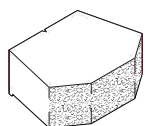




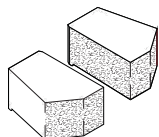
Winston Tri-split
Retaining Wall System
in Gray, Splitface
Trapezoidal Cap in Gray

Sizes and Dimensions


Full Unit
(Front finish)
12 × 16 IN
6 HEIGHT



Corner
(Front and corner finish)
12 × 8 IN
6 HEIGHT



Compatible Caps
on page 100



Winston Tri-split Retaining Wall
System in October Oak, Splitface
Trapezoidal Cap in October Oak